

Original Article

Comparison of Effectiveness Between Nebivolol and Bisoprolol in Treating Hypertensive Patients

Sanjoy Saha¹, Mir Moyeedul Islam², A S M Abdur Rahman,³ Md. Kutub Uddin Mollick⁴

Abstract:

Hypertension is the leading cause of cardiovascular disease. Beta blockers are prescribed for hypertension, heart failure, angina pectoris or a history of myocardial infarction. In this study, we have compared the effectiveness between two beta blockers, i.e. Nebivolol and Bisoprolol in hypertensive patient.

A randomized prospective study was conducted from 1st January to 31st July 2022 at Jashore Medical College Hospital, Jashore in the outpatient department of medicine after maintaining all ethical issues. Five hundred twenty eight hypertensive patients without other comorbidities were studied after informed written consent. Patients were followed up for three months.

Out of 528 patients 264 were received Nebivolol. In this case group 40 patients were missed in follow up. And among 224 patients, 198 patients were found optimum reduction of blood pressure which was 88.39% out of 224. Rest 264 were received Bisoprolol. In this case group 58 patients were missed in follow up. And among 206 patients, 176 patients were found optimum reduction of blood pressure which was 85.43% out of 206.

In this study Nebivolol showed superiority in reduction of blood pressure in comparison to Bisoprolol that is 2.95%. Large scale trials along with comorbidities, mortality and hospital stay reduction as well as strict follow up are needed to compare various beta blockers.

Keywords: Beta blockers, Bisoprolol, Nebivolol

Introduction:

Beta blockers differ with respect to their mechanisms of action, especially in terms of beta-1 adrenoceptor selectivity and vasoactive effects¹. First generation beta blockers are non-cardio selective (Propranolol) whereas second generation beta blockers are more beta-1 selective (e.g. Metoprolol, Atenolol etc). Third generation agents have not only beta adrenoceptor blocking properties but also vasodilating properties (e.g. Carvedilol, labetalol, nebivolol)²⁻³. Beta blockers are choice of drug in controlling hypertension, angina, heart

failure and ischaemic heart disease. Many data explained that nebivolol has some special effects on endothelial dysfunction, aortic stiffening and central venous pressure. Nebivolol shows no significant increase risk on new onset diabetes mellitus as compare to other beta blockers⁴. In Bangladesh these two drugs have been used for a decade but there is no suitable data in comparison to their effectiveness. So, this study showed their effectiveness in controlling hypertension.

Materials and methods:

This randomized prospective study was conducted from 1st January 2022 to 31st July 2022 at Jashore Medical College Hospital, Jashore. Five hundred twenty-eight (528) participants were studied after informed written consent. Group-A was given Nebivolol and group-B was given Bisoprolol. Patients age, gender, smoking, family history and duration of hypertension were noted in self structured questionnaire. Their blood pressures were measured in outdoor medicine department and follow up were counted in every month up to 3 months. All collected data were analyzed by using SPSS (Statistical Package for Social Science) version-22. Frequency and

1. Associate Professor, Department of Pharmacology, Ad-din Sakina Women's Medical College, Jashore.
2. Associate Professor, Department of Pharmacology, Ad-din Sakina Women's Medical College, Jashore.
3. Assistant Professor, Department of Community Medicine, Ad-din Sakina Women's Medical College, Jashore.
4. Professor and Head, Department of Hepatology, Khulna Medical College, Khulna

Correspondence: Dr. Sanjoy Saha, Associate Professor, Department of Pharmacology, Ad-din Sakina Women's Medical College, Jashore. Email: dr.sanjoysahamc@gmail.com

Received Date : 10 May, 2023

Accepted Date : 15 June, 2023

percentage for categorical variables, $M(\pm SD)$ and Chi-square test were used among categorical variable to determine the association between outcome and independent variables. A p value less than .05 were considered as significant all through.

Ethical Approval:

Ethical clearance was obtained from the Ethical Review Committee (ERC) and Institutional Review Board (IRB) of Ad-din Sakina Women's Medical College (ASWMC), Jashore.

Results:

Out of 528 patients 264 received nebivolol. Of which 40 patients dropped out of were missed in following up. In this group of 224 patients, 198 had optimum reduction of blood pressure (88.39%). Of 264 were receiving Bisoprolol, 58 were missed in follow up. Thus 206 patients, 176 patients had an optimum reduction of blood pressure.

This findings demonstrates that study nebivolol showed superiority in reduction of blood pressure by 2.9% in comparison to that of Bisoprolol had.

Table I
Association between age groups and genders of patients (n = 528)

Age Group	Gender		Statistical Association, P-value
	Female (n=289)	Male (n=239)	
25-45 years(n=90)	56	34	$\chi^2=4.97$
46-65 years(n=365)	188	177	P-value=.08,
66-85 years(n=73)	45	28	df=2

Majority of the respondents both male and female belong to the age group of 46-65 years. Here the statistical association between age groups and gender was not found significant ($P=0.08$) (Table I).

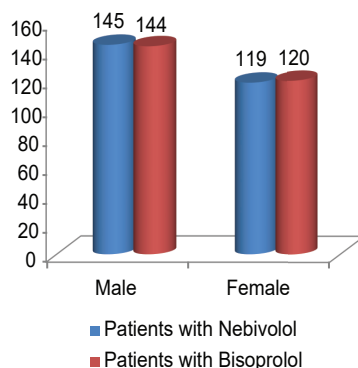


Table 2: Gender specific distribution of hypertensive patients receiving Nebivolol and Bisoprolol of the patients (n=528)

Out of total 528 patients, 264 received Nebivolol and majority (145 respondents) in this case group were men. The remaining 264 patients received bisoprolol, with majority of 144 male patients.

Table-II
Association between age groups and family history of patients

Age Group	Family history		Statistical Association, P-value
	Yes (n=27)	No (n=501)	
25-45 years(n=90)	3	87	$\chi^2=0.70$
46-65 years(n=365)	20	345	P-value=0.70
66-85 years(n=73)	4	69	df=2

The majority of patients, from (46-65) years, reported no history of hypertension in their families which was not statistically significant ($P=0.70$).

Table III
Age of the patients (n=528)

Age of the patients	Patients with Nebivolol (n=264)	Patients with Bisoprolol (n=264)
(Mean \pm SD)	54 \pm 9	55 \pm 9
25-45years	51 (19%)	39 (15%)
46-65 years	176 (66%)	189 (72%)
66-85 years	37 (14%)	36 (14%)

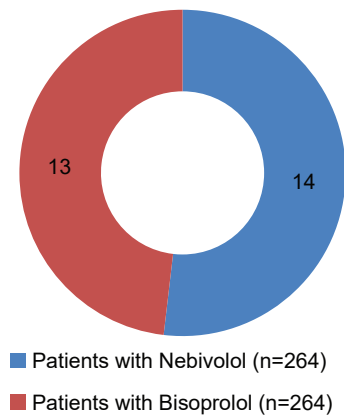
Mean age of patients with Nebivolol and Bisoprolol were (54 \pm 9) and (55 \pm 9) respectively. Patients aged (46-65) years make up 66% of Nebivolol patients and 72% of Bisoprolol patients.

Table IV
Distribution of Antihypertensive Drug (n=528)

Blood Pressure (mmHg)	Patients with Nebivolol (n=264)	Patients with Bisoprolol (n=264)	P-value
Systolic blood pressure, mmHg	145 \pm 7	146 \pm 7	0.47
Diastolic blood pressure, mmHg	90 \pm 2	91 \pm 2	0.83

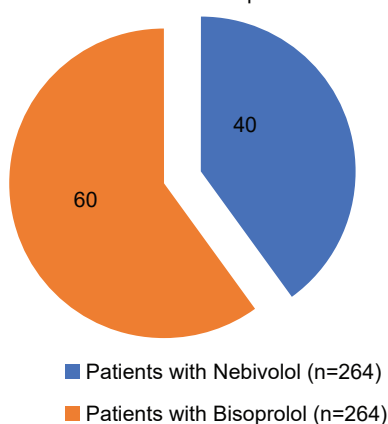
In comparison between Nebivolol and Bisoprolol patient's Systolic ($P=0.47$) and Diastolic blood ($P=0.83$) pressure, there had no difference.

Family history of coronary artery disease

**Figure-2:** Family history of coronary artery disease (n=528)

Family history of coronary artery disease had been identified in 14 and 13 patients, respectively, out of 264 patients using nebivolol and bisoprolol.

Missed follow up

**Figure-3:** Missed patients during follow up (n=528)

The number of patients missed during follow-up among those using nebivolol and bisoprolol was 60 and 40, respectively.

Table-V

Association between age groups and drugs

Age Group	Drugs		Statistical Association P-value
	Nebivolol (n=264)	Bisoprolol (n=264)	
25-45 years(n=90)	51	39	$\chi^2=2.07$ P-value=0.35 df=2
46-65 years(n=365)	176	189	
66-85 years(n=73)	37	36	

In both cases integrating nebivolol and bisoprolol, the majority of patients were found to be between the ages of (46 - 65) years and no statistical significance was found (P= 0.35).

Table-VI

Association between gender and drugs

Age Group	Drugs		Statistical Association, P-value
	Nebivolol (n=264)	Bisoprolol (n=264)	
Male (n=289)	145	144	$\chi^2=0.08$ P-value=0.93, df=1
Female (n=239)	119	120	

Male patients accounted for a larger proportion of those using Nebivolol and Bisoprolol than female patients and gender and drugs were not statistically not associated (P=0.93).

Table-VII

Association between drugs and missing patient

Drugs	Follow up		Statistical Association, P-value
	Missed (n=100)	Follow up (n=428)	
Nebivolol (n=264)	40	224	$\chi^2=1.35$ P-value=0.02, df=1
Bisoprolol (n=264)	60	204	

In Nebivolol and Bisoprolol case group 40 and 60 patients respectively were missed in follow up (P=0.02).

Table VIII

Comparison between Nebivolol and Bisoprolol patient's Systolic blood pressure (mmHg) (n=528)

	Systolic blood pressure, mmHg before medicated	After Systolic blood pressure, mmHg after medicated	P-value
Nebivolol	144±7	122±4	<0.001
Bisoprolol	144±7	143±7	

In comparison between Nebivolol and Bisoprolol patient's Systolic blood pressure, Nebivolol case was more significant (P<0.001) than Bisoprolol case (P=0.23)

Table IX

Comparison between Nebivolol and Bisoprolol patient's Diastolic blood

	Diastolic blood pressure, mmHg before medicated	Diastolic blood pressure, mmHg after medicated	p-value
Nebivolol	90±2	82±4	<0.001
Bisoprolol	91±2	90±4	

In comparison between Nebivolol and Bisoprolol patient's Diastolic blood pressure, Nebivolol case was more significant ($P < 0.001$), than Bisoprolol case ($P = 0.33$)

Discussion:

Hypertension is a globally reported risk factor developing ischemic heart disease (IHD), heart failure, stroke, atrial fibrillation, peripheral vascular disease etc. Blockers remains the first-line treatment against hypertension reported to be beneficial in primary and secondary prevention of coronary artery disease (CAD).⁵ ⁶ Nebivolol, a third-generation (profoundly) β_1 -selective blocker is primarily been utilized for mild and moderate essential hypertension or combined with standard therapeutic drugs as some studies yielded.^{5, 7-8}

Nebivolol and bisoprolol are highly selective β_1 -adrenoceptor antagonists having clinical indications in many countries for the treatment of heart failure with reduced left ventricular ejection fraction (HFrEF), ischemic heart disease (IHD), and hypertension.⁹

Nebivolol and bisoprolol had similar impact on the mean change of diastolic blood pressure (DBP) and systolic blood pressure (SBP), according to a previous study, showing no difference in the overall incidence of AEs. Findings of a meta-analysis reported that nebivolol, compared to other blockers had no discernible difference with other second-generation β blockers in reducing blood pressure, SBP, and DBP.¹⁰

Findings of this study showed a clear-cut superiority of nebivolol over bisoprolol in reducing/ controlling blood pressure. Another study on bisoprolol showed that it reduces cardiovascular events too.¹⁰ While a different study showed that nebivolol reduces mortality and cardiovascular hospitalization compared to that of placebo.^{11, 12}

Due to super selectivity and unique mechanisms of nebivolol it protects more CVD cases since it has greater affinity on human cardiac β_1 than β_2 receptors, being more selective.¹³ Nebivolol is 3.5 times more β_1 -adrenoceptor selective than that of bisoprolol and nebivolol not only decrease nitric oxide (NO) but also inhibits proliferation of human coronary endothelial cells and aortic smooth muscle cells via NO delivery.^{14, 15}

This study therefore evidence that nebivolol remains superior to that of bisoprolol, but needs to be follow up uses of β - blockers, strictly.

Conclusion:

Our findings attest that, nebivolol and bisoprolol remains quite good in controlling of hypertension irrespective of patients' age and sex. In comparison to bisoprolol, nebivolol showed superiority in reduction of blood pressure by 2.95%. However, large scale clinical trials are needed to be conducted on the comparison of nebivolol and bisoprolol involving comorbidity, mortality, hospital stay including other beta blockers specially these two (nebivolol and bisoprolol).

References:

1. Brixius K, Middeke M, Lichtenthal A, Jahn E and Schwinger R: Nitric oxide, erectile dysfunction and beta blocker treatment (MR NOED STUDY): benefit of nebivolol versus metoprolol in hypertensive men. *Clin and Exper Pharmacol Phys.* 2007; 34: 327-331.
2. Stoschitzky K: Beta blockers in hypertension: acquiring a balanced view. *Cardiovasc Pharmacol Pharmacoth* 8.2010. (accessed 13 June 2016)
3. Fongemie J and Felix-Getzik E: A review of nebivolol pharmacology and clinical evidence. *Drugs*. 2015; 75: 1349-1371.
4. Williams B, Mancia G, Spiering W et al: ESC/ESH guidelines for the management of arterial hypertension. *Eur Heart J*. 2018; 2018: 3021-104.
5. Liu JY, Guo LN, Peng WZ, Jiang Y, Wang AL, Guo XM, Xu ZS. Efficacy and safety of nebivolol in hypertensive patients: a meta-analysis of randomized controlled trials. *Journal of International Medical Research*. 2020 Oct; 48(10): 0300060520931625
6. Chobanian AV, Bakris GL, Black HR, et al. Seventh report of the Joint National Committee on Prevention, Detection, Evaluation, and Treatment of High Blood Pressure. *Hypertension* 2003; 42: 1206-1252.
7. Broeders MA, Doevendans PA, Bekkers BC, et al. Nebivolol: a third-generation beta-blocker that augments vascular nitric oxide release: endothelial β_2 -adrenergic receptor-mediated nitric oxide production. *Circulation* 2000; 102: 677-684.
8. Czuriga I, Rieckansky I, Bodnar J, et al. Comparison of the new cardioselective beta-blocker nebivolol with bisoprolol in hypertension: the Nebivolol, Bisoprolol Multicenter Study (NEBIS). *Cardiovasc Drugs Ther* 2003; 17: 257-263.

9. AlHabeeb W, Mrabeti S, Abdelsalam AA. Therapeutic properties of highly selective β -blockers with or without additional vasodilator properties: focus on bisoprolol and nebivolol in patients with cardiovascular disease. *Cardiovascular Drugs and Therapy*. 2022 Oct;36(5):959-71.
10. Ponikowski P, Voors AA, Anker SD, et al: 2016 Guidelines for the diagnosis and treatment of acute and chronic heart failure of the European society of cardiology (ESC). Developed with the special contribution of the Heart Failure Association (HFA). *Eur Heart J* 2015;37:2129-2200.
11. Flather MD, Shibata MC, Coats AJ et al: Randomized trial to determine the effect of nebivolol on mortality and cardiovascular hospital admission in elderly patients with heart failure (SENIORS). *Eur Heart J*. 2005;26:215-225.
12. The Cardiac Insufficiency Bisoprolol Study II (CIBIS-II): a randomized control trial. *Lancet*. 1999, 353:9-13.
13. Veverka A, Salinas JL: Nebivolol in the treatment of chronic heart failure. *Vasc Health Risk Manag*. 2007, 3: 647-654.
14. Bundkirchen A, Brixius K, Block B, Nguyen Q, Schwinger RH: Beta 1 -adrenoceptor selectivity of nebivolol and bisoprolol. A comparison of [3H] CGP 12,177 and [125I] iodocyanopindolol binding studies. *Eur J Pharmacol*. 2003, 460:19-26.
15. Brehm BR, Wolf SC, Bertsch D, et al: Effects of Nebivolol on proliferation and apoptosis of human coronary artery smooth muscle and endothelial cells. *Cardiovasc Res*. 2002;430-9.