

“Whatever you dream, begin it, for boldness has power, magic and genius in it.” — Goethe



Johann Wolfgang von Goethe

**Journal club /
Evidence based practice**

Venue: Barrister Rafiqul Huq Auditorium, 6th floor

Date & Time: 23rd January 2024
Tuesday, 8 am

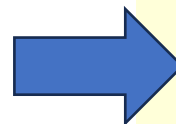
THE LANCET

Preparing and Publishing
Scientific Manuscripts

Dr. Kazi Selim Anwar
MD (Moscow), MPhil (England)
Head, Ad-din Research Unit (ARU)

Organized by -Medical Education Unit,AWMCH

Teachers of ALL phases are requested to
attend the session after
managing the OPD/IPD and classes.



Preparing and Publishing Scientific Manuscripts

WHAT IS MANSCRIPT?

A book, document or piece or music by hand written rather than typed or printed.....

Or,

An author's hand-written or typed text/ document that has not yet been published....

Definition of a Scientific Manuscript

A scientific manuscript is a written document that presents the results of a scientific investigation or research study

It is a **formal record of:**

- Research Process**
- Findings,**
- Analysis**
- Conclusion (s)**

Typically prepared for submission to a **scientific journal for **peer review** & potential **publication**.**

What is Manuscript? Contn...

... in context of scientific research

- **Manuscript is a detailed & organized document that reports the findings of a research study or experiment.**
- **...submitted to academic J → Peer reviewed → If Accepted → Published in Journals/ Books/ conference paper, etc. to share new knowledge with the scientific community.**

Importance of Scientific Manuscript

- **Peer Review and Quality Assurance**
- **Establishment of Authorship and Attribution**
- **Supporting Evidence-Based Decision-Making**

- **Communication of Research Findings**
- **Catalyzing Further Research**
- **Building Scientific Careers**

- **Advancement of Knowledge**
- **Contributing to Academic Discourse**
- **Contribution to Global Progress**

Types of Manuscripts: **3 Groups**

Research Manuscript

Editorial Manuscript

Case Study/ Report Manuscript

Short Communication Manuscript

Literature Manuscript

Perspective/ Opinion Manuscript

Thesis/ Dissertation Manuscript

Conference Manuscript

Choosing the Right Format

Manuscript Structure

Sequential Format of writing manuscript

Title

Abstract

Introduction

Methods

Results

Discussion

Conclusion

References

Title and Abstract

❖ **Crafting an Engaging Title**

❖ **Writing a Clear and Concise Abstract**

❖ **Keywords and Their Importance**

 **KISS MISS=**
Keep it Short & Simple, Make it Scientific & Sound



Methods

❖ **Detailing Research Design: RRC**

❖ **Describing Data Collection & Analysis RRC**

❖ **Ethical Considerations (ERC)**



Result

❖ **Presenting Findings Clearly**

❖ **Utilizing Tables and Figures Effectively**

❖ **Must avoid Redundancy with Text &**

❖ **Must avoid repetition**

Discussion

❖ **Interpreting Results**

❖ **Related Findings to Previous Research**

❖ **Addressing Limitations**



Conclusion


❖ **Summarizing Key Findings**

❖ **Highlighting Contributions to the Field**

❖ **Suggesting Future Research Directions**

Steps of Publishing Scientific Manuscript-1

1st: A well written **Manuscript** in hand that U want to publish



- 1. Select a Suitable Journal**
- 2. Review Journal Guidelines**
- 3. Finalize Your Main Manuscript**
- 4. Write a good Cover Letter**
- 5. Submit Your Manuscript**
- 6. Subjected to Peer Review → Reply**
- 7. Respond to Reviewer's Comment**

Steps of Publishing Scientific Manuscript-2

8. Final Submission incorporating

reviewer's feedback at par

9. Acceptance of manuscript

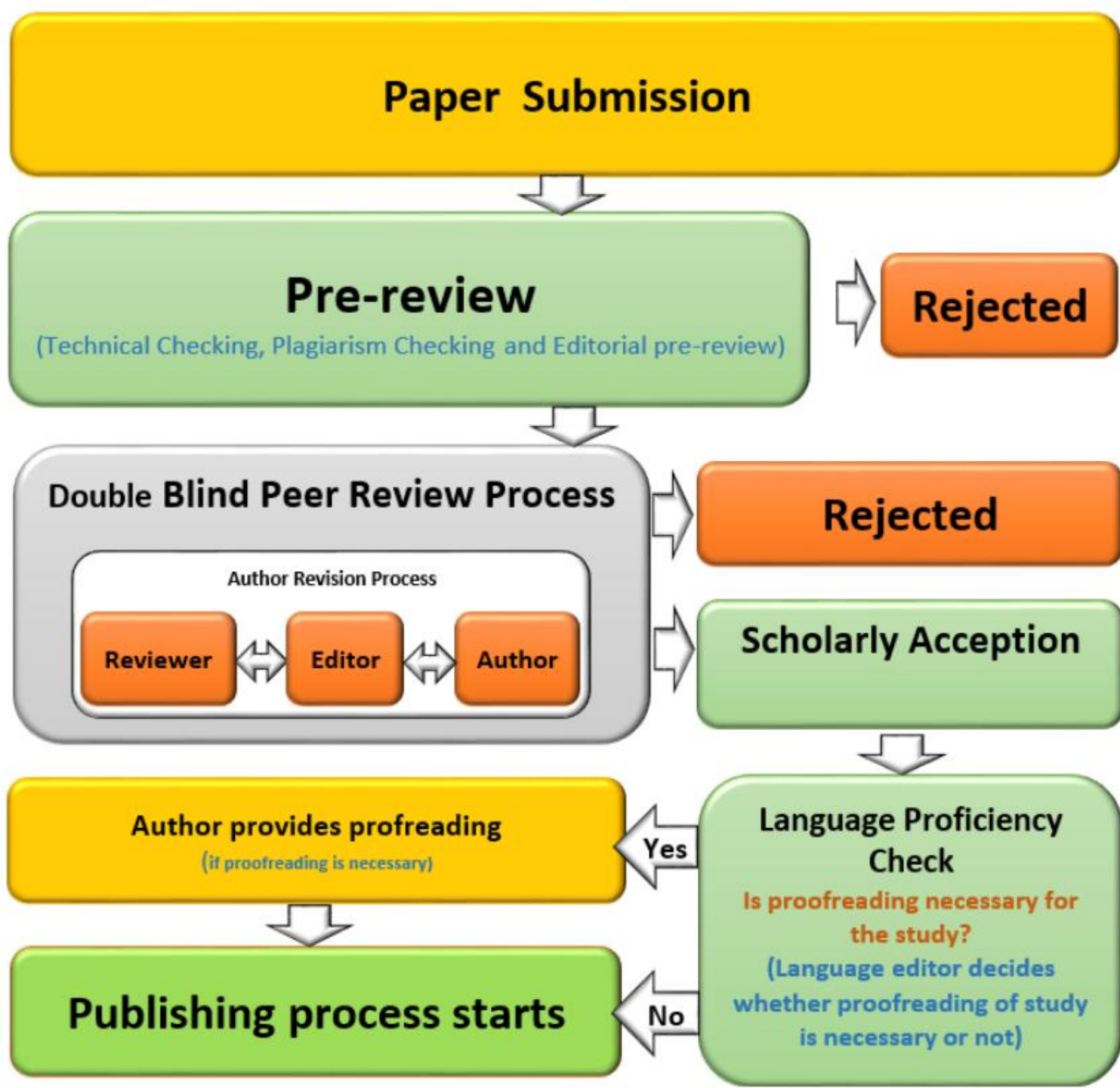
10. Proofreading

10. Sign Copyright Agreement

11. Published!!

12. Promote Your Work

13. Post-Publication Activities



Preparing a manuscript for publication: **A User Friendly Guide!**



STEP 1: FINDING THE TIME TO THINK-1

To write, U need something to say, which requires time to think!

What to think about? → Ans the following Qs:

- **What U want to 'Say' on 'this very topic' → Ur Key message!**
- **Why do U care about this? Why U think it so important?**
- **Who is Ur intended audience...Which type of J U w'd submit?**
- **Why w'd such audience be interested to read Ur manuscript?**

STEP 1: FINDING THE TIME TO THINK-2 Contn..

Important :

Find who else might want to work on this paper with you?

Note:

Capture these ideas in a notebook, file folder or Ur personal HD or send e-mail to yourself.

Repeat:

Review & refine answers to edit Ur 'ideas file'.

**Once your ideas are focused,
U R ready to write Ur research manuscript!!**

**Welcome to our difficult yet enjoyable
world of Science & Research**

STEP 2: FINDING THE TIME TO WRITE-1

'5-mins here & 5 mins there' doesn't work for writing

It requires 'real' time to set aside for writing

The solution is:

Schedule Ur valuable time to write

by marking it on your Weekly Planner

–a 1 or 2 Hour block once/ twice a week

STEP 2: FINDING THE TIME TO WRITE-2 ..cont....

When & where to write?

Note:

Writing is a **Complex Task** → Require U at **Ur best !!**

Are U a **morning riser?** or Can work best **at night?**

What Environment W'd U prefer to do this complex task – ...

A quiet room, Background music, Cup of tea/ Coffee, etc..?

To choose the best place to write...Ur office, home or library?

A 'Do Not Disturb' Sign May Help

Introduction & Literature Review

Three Basic Issues in Preparing Introduction & Background Utilizing a modest & latest Literature Review → **Literature Matrix**

- Articulating the Research Problem**
- Establishing Knowledge Gap**
- Reviewing Relevant Literature**

Paediatrics & Child Health

Issues More Content ▾ Submit ▾ Purchase Advertise ▾ About ▾ Paed



Volume 11, Issue 6
July/August 2006

JOURNAL ARTICLE

Preparing a manuscript for publication: A user-friendly guide **FREE**

Noni E Macdonald, MD FRCPC ✉, Lee Ford-Jones, MD FRCPC,

User Friendly Guide → P.T.O.

Published: 01 July 2006

Getting started

(once Ur draft manuscript is ready)

The next step is to mail it to Ur '**Expert Friend**'/ Co-authors

Select Ur best idea → Set a deadline for the **first draft** done.

Focus on key message & organized thoughts/ arguments/counter

Next to aid your writing up follow '**AIM-RAD**' Format:

Abstract → **I**ntroduction → **M**ethods → **R**esults → **A**nalysis
→ **D**iscussion.

Preparing the 1st and 2nd Drafts

→ Write your first draft focusing on key message(s)

→ Select Ur Journal for 1st submission

→ Discuss with other expert colleagues on 1st draft

→ Make revisions → for the 2nd Draft

→ Show 2nd draft to Ur expert friend → Revise again if needed

Cautionary Notes

Caution 1: The last check before submission

Spelling, Grammar, Ref, Format (as per J) Signs of all co-authors

Caution 2: New realities – Consents and Ethics

Policy Statement: Ethical Conduct for Research Involving Humans

Proper approval from RRC (Res Rev Comm) & ERC (Ethical Rev Comm)

Caution 3: Prepublication use of data

If any info/data is presented earlier in conf./scn meeting, it must be informed
Some J offer ‘fast-tracking’, with electronic version of publications in real-time (i.e., once accepted).

Timing of publication is imp! It cannot be exposed to media if ‘in press’, not submitted, under review or accepted in a peer-reviewed journal.

Caution 4: Authorship

Qualifications for authorship is much discussed with criteria been developed

Contributors who are geographically remote or moved away must be included.

Spirit of generosity and acknowledgement remains a good practice

How peer-review process works ?

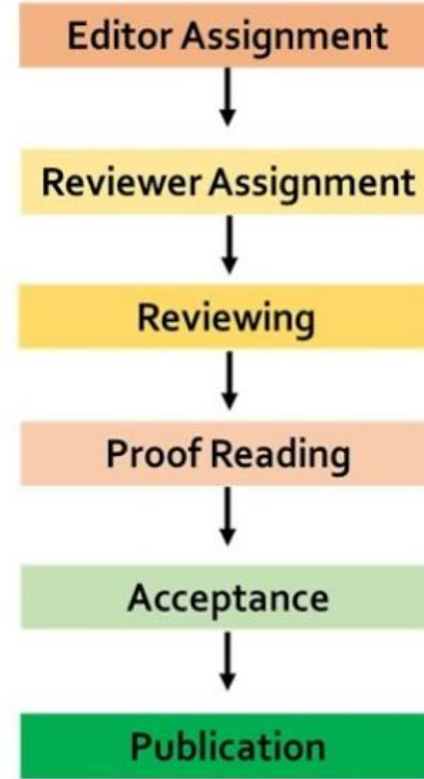
For research articles and reviews

What happens to my paper?



How to check status of submitted paper?

2-12 weeks



How peer review works? From article submission to publishing - YouTube

Visit >

https://www.google.com/imgres?imgurl=https://stratfordjournals.org/wp-content/uploads/2023/07/Publishing-a-research-paper.jpeg&tbnid=6sD0VjkK5ojAFM&vet=1&imgrefurl=https://stratfordjournals.org/publishing-a-research-paper/&docid=DKx_RYgOVresUM&w=1080&h=1080&itg=1&source=sh/x/im/m1/2#imgsrc=d-2RoF-yWs7iMM&imgdii=2w2GDmpa-H3OJM

Common issues/ problems with manuscripts

From authors viewpoints

- ❑ **Too wordy; too long; contain flaws; text difficult to follow**
- ❑ **Emotionalism; 'getting carried away.. no evidence to support statement**
- ❑ **Incomplete Content → insufficient or out-of-date Issues/ Ref/ Facts**
- ❑ **Study limitations: not well stated**
- ❑ **Pre-publication use of data (Presented in full in any Conf or Seminar)**
- ❑ **Conclusions do not fit data**

From Reviewer's/ Publisher's viewpoints

- ❑ **Conflict of interest (COI)**
- ❑ **Copy editor issues → grammar, spelling, format**
- ❑ **Not interesting to readership of concerned/ selected journal (wrong)**
- ❑ **Ghost writers (not being involved in a manuscript in any way)**
- ❑ **Authorship not fully stated (Authorship declaration form)**

3 Key Points

For preparing a manuscript more better, stronger & acceptable

1) Scientific message: Clear, useful & exciting

2) Present & construct message logically

Enable reader/ authors to conclude similarly

Chose study type best showcase the study

3) Enable readers, reviewers & editors grasp

the significance of the research very clearly

Best practices for choosing right journals -1

- Aim to reach intended audience for your research**
- Choose only 1 journal (simultaneous submission not allowed)**
- Supervisors/ expert colleagues can give better suggestions**
- Shortlist few candidate journals & check its aims, scope, etc.**
- Also enquire on accepted types of articles, reader, hot topics**

Some more Tips for choosing right journals-2

Articles in Ur own ref list will usually lead U directly to the 'right' journals.

U can investigate journals visiting the homepages on publisher's website.

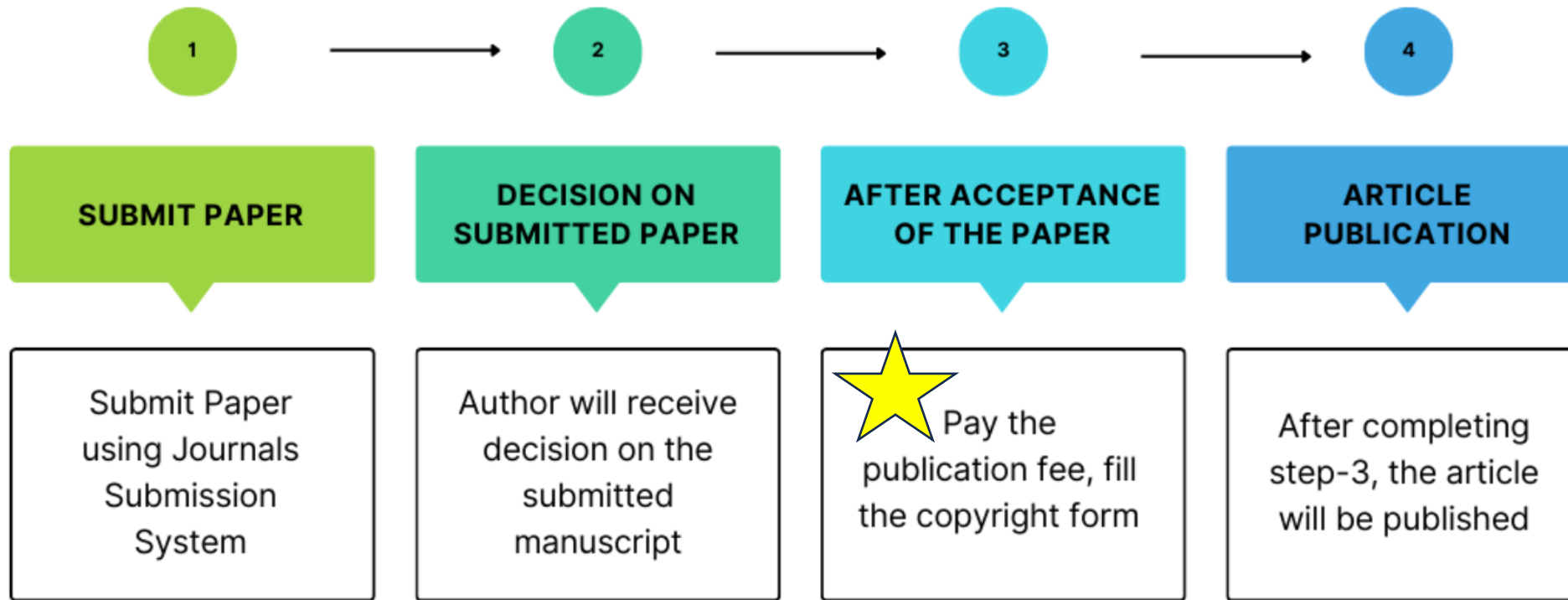
Also JournalFinder- a free AI (Artificial-intelligence)-powered tool help to filter out good journals by its public speed, **Impact, Open access Opt, acceptance rate, etc., to sort out **most wanted journal (s)****

To serve Ur purpose better as t right match.. on which J Ur manuscript be submitted for probabl

HOW TO PUBLISH A RESEARCH PAPER IN INTERNATIONAL JOURNAL ?



Paper Publication Steps



https://www.google.com/imgres?imgurl=https://.jpeg&tbnid=6sD0VjkK5ojAFM&vet=1&imgrefurl=https://stratfordjournals.org/publishing-a-research-paper/&docid=DKx_RYgOVresUM&w=1080&h=1080&itg=1&source=sh/x/im/m1/2#imgrc=6sD0VjkK5ojAFM&imgdii=H54eMSnZpcGMtM

Preparing a manuscript for publication: A User Friendly Guide!



STEP 1: FINDING THE TIME TO **THINK-1**

To write, U need something to say, which requires time to think!

What to think about? → Ans the following Qs:

- What U want to '**Say**' on 'this very topic' → **Ur Key message!**
- Why do U care about this? **Why U think it so important?**
- Who is Ur **intended audience...**Which type of **J** U w'd submit?
- **Why** w'd such **audience** be interested to read Ur manuscript?

STEP 1: FINDING THE TIME TO THINK-2 Contn..

Important :

Find who else might want to work on this paper with you?

Note:

Capture these ideas in a notebook, file folder or Ur personal HD or send e-mail to yourself.

Repeat:

Review & refine answers to edit Ur 'ideas file'.

**Once your ideas are focused, U R ready to write
Ur research manuscript!!**

Welcome to the difficult world of Research

STEP 2: FINDING THE TIME TO WRITE-1

'5-mins here & 5 mins there' doesn't work for writing

It requires 'real' time to set aside for writing

The solution is:

Schedule Ur valuable time to write

by marking it on your Weekly Planner

-a 1 or 2 Hour block once/ twice a week

STEP 2: FINDING THE TIME TO WRITE-2 ..cont....

When & where to write?

Note:

Writing is a **Complex Task** → Require U at **Ur best!**

Are U a **morning riser?** or Can work best **at night?**

What Environment W'd U prefer to do this complex task – ...

A quiet room, Background music, Cup of tea/ Coffee, etc..?

To choose the best place to write...Ur office, home or library?

A 'Do Not Disturb' sign may help

A white rectangular card is the central focus, featuring the words "THANK YOU" in a bold, dark blue, sans-serif font. The card is surrounded by numerous colorful paper clips in shades of blue, yellow, purple, and pink, scattered across a light brown, textured surface. The lighting is soft, creating a warm and appreciative atmosphere.

THANK YOU

How to write engaging titles for manuscript?

- 1 Know your audience
- 2 Use keywords and modifiers
- 3 Use formulas and templates
- 4 Test and optimize
- 5 Here's what else to consider

Powered by AI with LinkedIn community

<https://www.linkedin.com/advice/0/how-can-you-write-engaging-titles-your-content-ae5ec#:~:text=Writing%20engaging%20titles%20is%20crucial,readers%20want%20to%20explore%20further.>

❖ **Crafting an Engaging Title** **is crucial to capture audience's attention**

1- Start with a clear understanding of your content and audience.

2- Use descriptive language, evoke curiosity, and consider incorporating keywords for **SEO (Search Engine Optimization).**

3- Keep it concise and compelling to make it reader friendly

How to Prepare Scientific Manuscript

1. Conduct Research
2. Choose a Suitable Journal
3. Understand Manuscript Structure
4. Craft a Compelling Title
5. Write a Concise Abstract
6. Choose Relevant Keywords
7. Develop the Introduction
8. Detail the Methods
9. Present Results
10. Engage in the Discussion
11. Write the Conclusion
12. Cite References Properly
13. Review Ethical Considerations
14. Prepare Supplementary Materials (if needed)
15. Format the Manuscript
16. Submit the Manuscript
17. Address Peer Review Feedback
18. Finalize for Publication

Understanding the Journal Landscape

- Types of Journals (Open Access, Subscription-based)
- Impact Factor and Journal Ranking
- Targeting the Right Journal for Your Manuscript

Preparing & Publishing Scientific Manuscript

From Preparation → to Publication

Navigating the Scientific Manuscript Journey

Navigation- Art & Science of determining the position of a ship, plane or any vehicle, & to guide it to a specific destination.

Navigation requires a person to know ship's or air craft's (relative) location &/or, position.. measure distances on the globe in degrees....

Oct 19, 2023